



**Aberdeen City**

**Scottish Fire & Rescue Service  
7ca a i b]h]Ygž' < ci g]b[ 'UbX'  
Di V`]WDfchYVW]cb`7ca a ]hYY  
&025-26 6 monthly (Q1 & Q2)'  
Scrutiny Report`**



**SCOTTISH**  
**FIRE AND RESCUE SERVICE**  
Working together for a safer Scotland

**Working together  
for a safer Scotland**

Aberdeen City

5VYfXYYb 7 ]hmi7 ca a i b]h]Ygž < ci g]b[ UbX Di V ]W  
DfchYVW]cb 7 ca a ]hYY  
6 Monthly 2025-26 (Q1 & Q2)  
Scrutiny Report

Contents









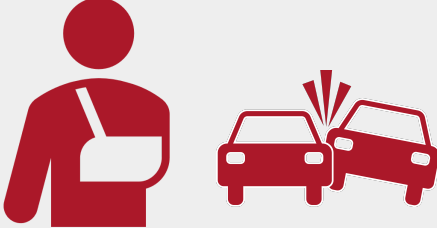



1	Summary
2	Trends
3	Accidental Dwelling Fires (ADFs)
4	Accidental Dwelling Fire Casualties
5	Non-Fire Casualties
6	Deliberate Fires
7	Non-Domestic Fires
8	Unwanted Fire Alarm Signals (UFAS)
9	Road Traffic Collisions (RTCs)
10	Home Fire Safety Visits (HFSVs)
11	Fire Safety Enforcement
12	Community Safety & Engagement
13	Glossary of Terms

About the statistics within this report

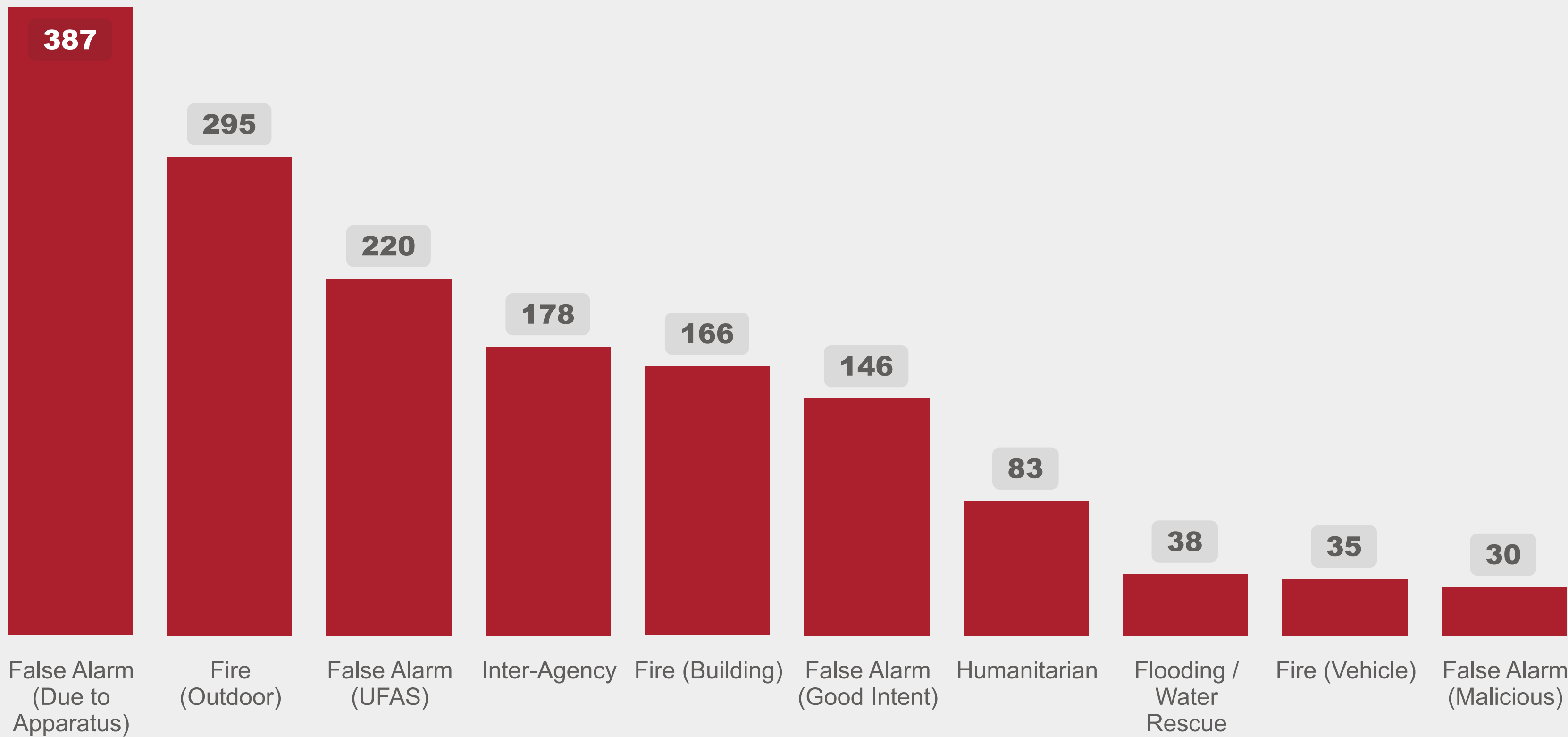
The activity totals and other statistics quoted within this report are published in the interests of transparency and openness. They are provisional in nature and subject to change as a result of ongoing quality assurance and review. Because all statistics quoted are provisional there may be a difference in the period totals quoted in our reports after local publication which result from revisions or additions to the data in our systems. The Scottish Government publishes official statistics each year which allow for comparisons to be made over longer periods of time.

1. Summary

2025-26 Q1 & Q2

 <b>1,668</b> Total Incidents (Incl. Incompletes)	 <b>496</b> Fires	 <b>373</b> Non-Fire Incidents	 <b>783</b> False Alarms	 <b>220</b> UFAS
 <b>107</b> People Rescued by Firefighters	 <b>6</b> People Receiving First Aid or Hospital Treatment (Fires)	 <b>0</b> Fire Fatalities	 <b>25</b> People Receiving First Aid or Hospital Treatment (Non-Fire)	 <b>3</b> Non-Fire Fatalities
 <b>300</b> Home Fire Safety Visits	 <b>187</b> Fire Safety Audits			

Top 10 Incident Types



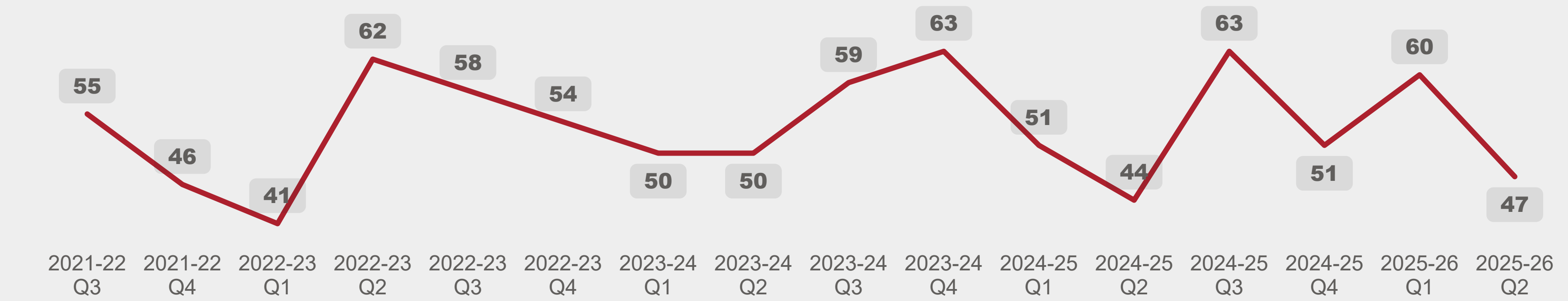
The Scottish Fire and Rescue Service (SFRS) attended 1668 incidents across Aberdeen City during the reporting period. Of that total 783, (47%), were False Alarm incidents. These include malicious, good intent, due to faulty apparatus and Unwanted Fire Alarm Signal (UFAS). This is down considerably on the same reporting period over the last 3 years that averaged 994 False Alarm incidents.

Our Operational personnel, Fire Safety Enforcement and Community Action Teams work with stakeholders to ensure that we are delivering fire safety advice to reduce false alarm incidents. The SFRS attended 496 incidents involving fire over the reporting period, a slight increase on the same reporting period over the last 3 years that averaged 430 fire related incidents.

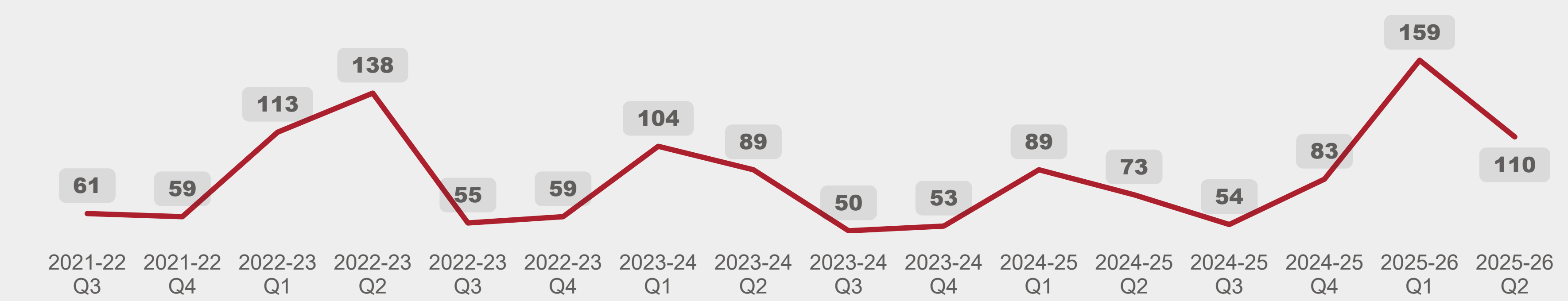
2. Trends

Previous 16 quarters (4 years)

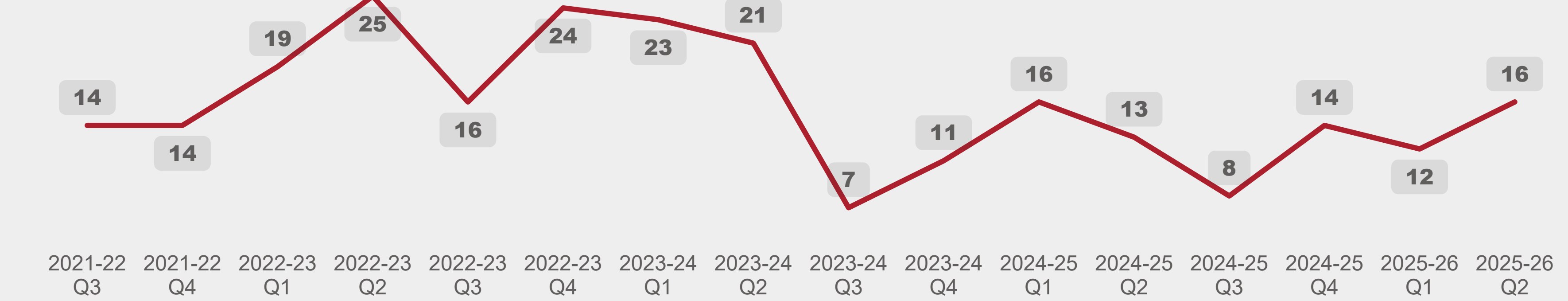
Accidental Dwelling Fires



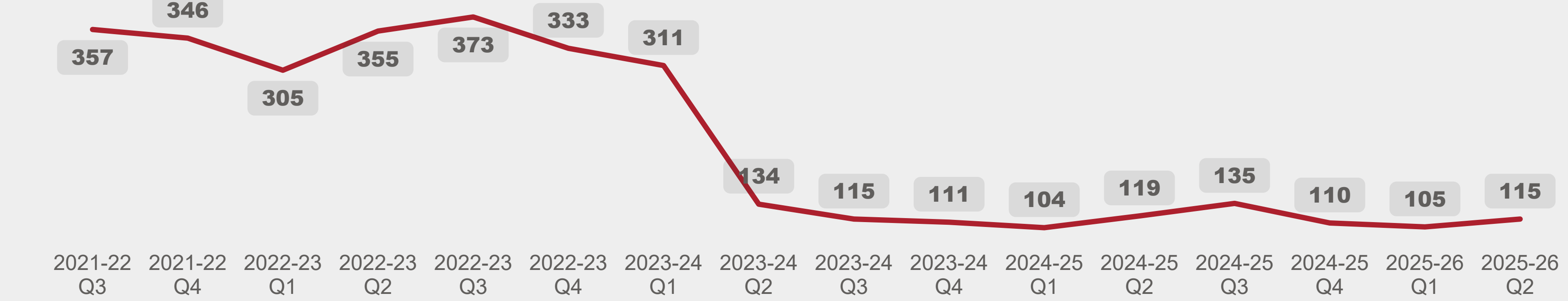
Deliberate Fires



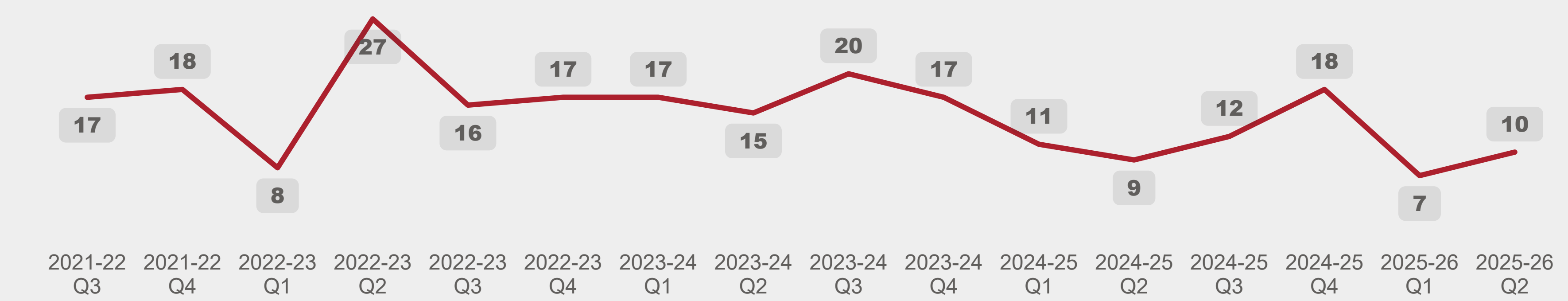
Non-Domestic Fires



Unwanted Fire Alarm Signals



Road Traffic Collisions

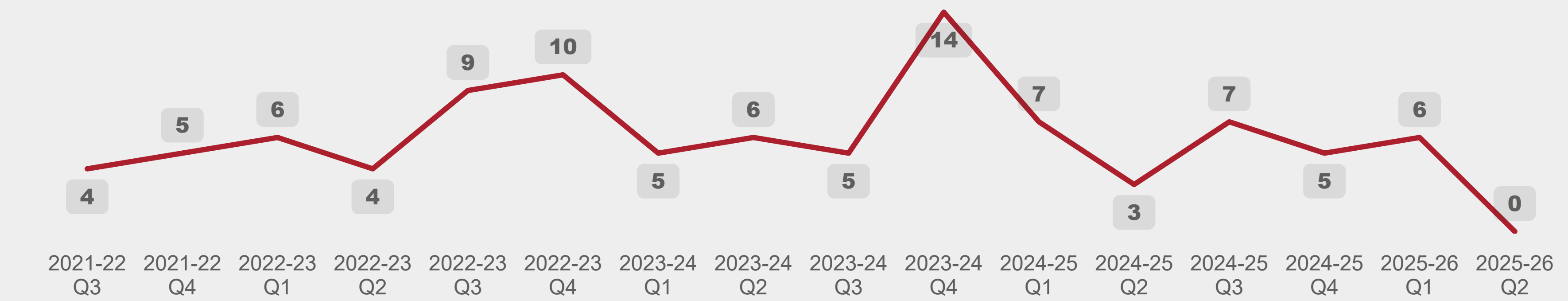




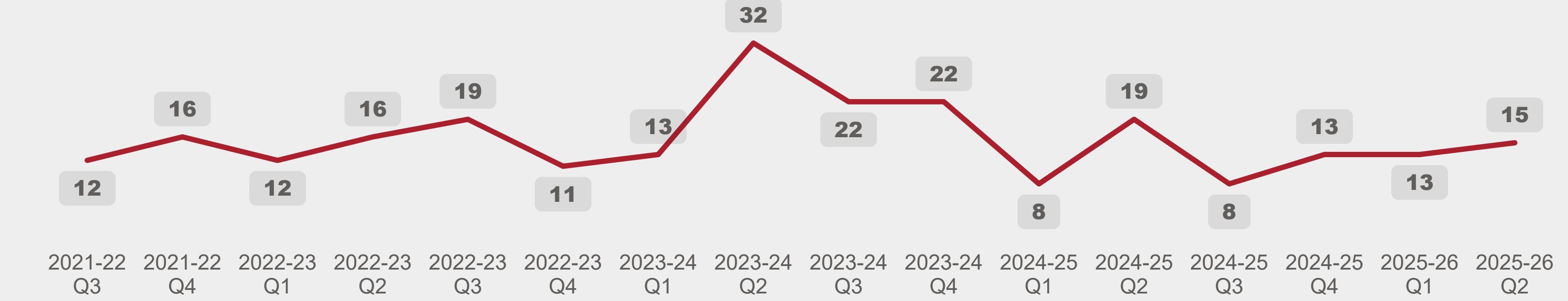
2. Trends

Previous 16 quarters (4 years)

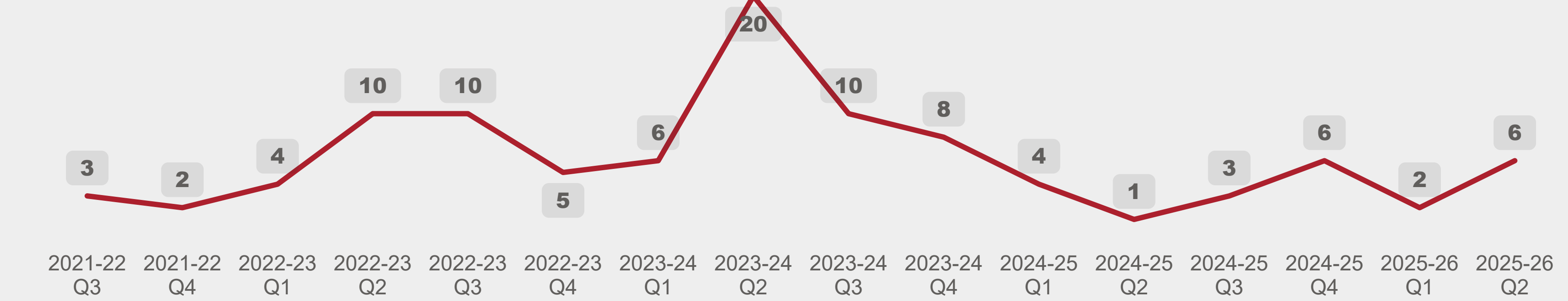
Accidental Dwelling Fire Casualties



Non-Fire Casualties



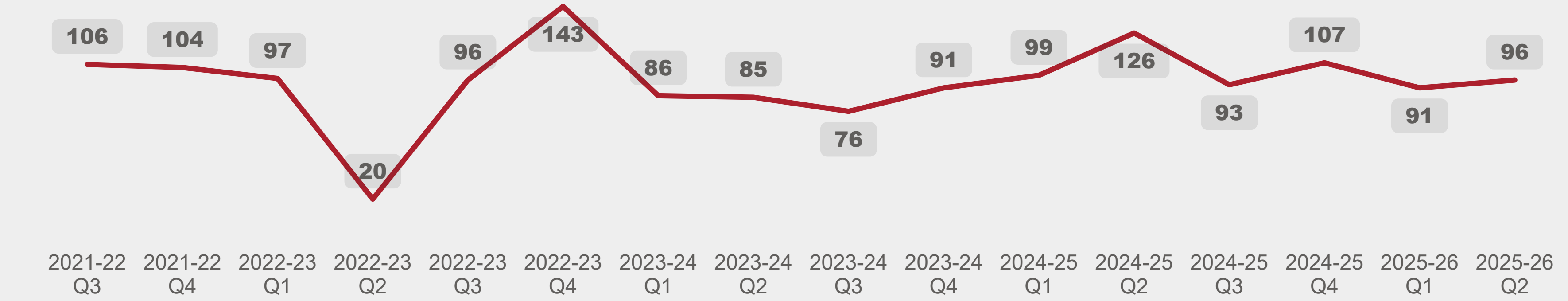
Road Traffic Collision Casualties



Home Fire Safety Visits



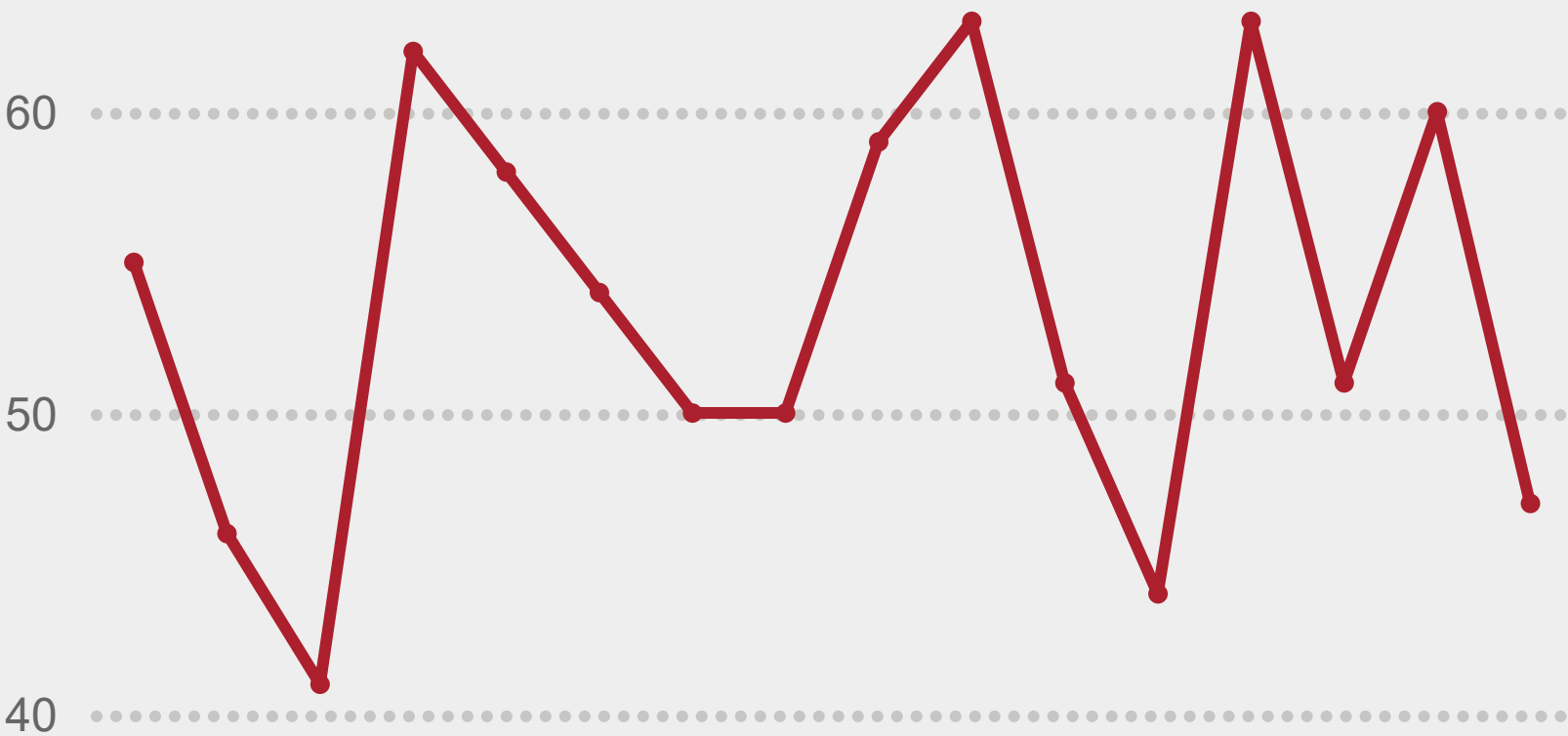
Fire Safety Audits



### 3. Accidental Dwelling Fires

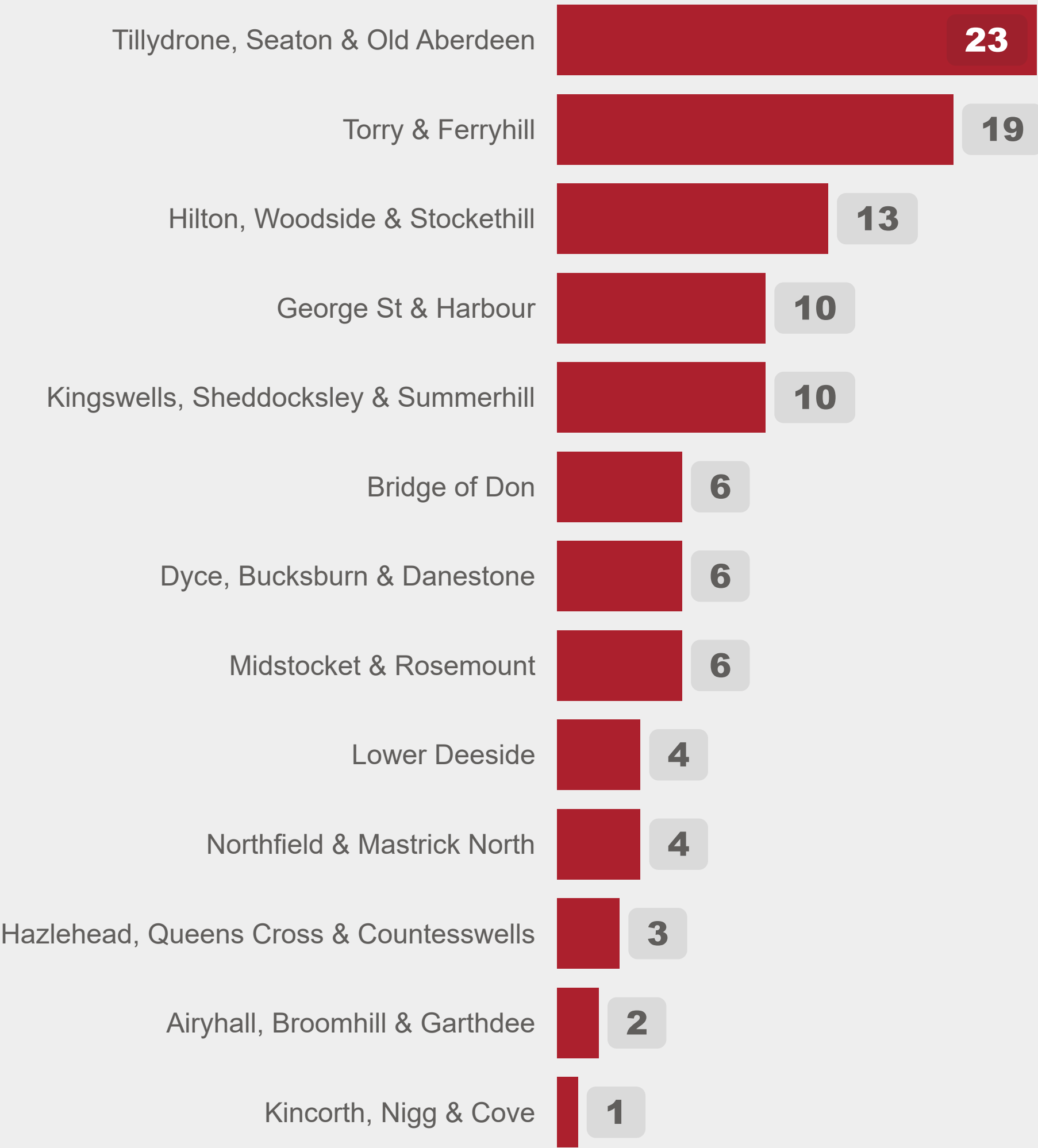
2025-26 Q1 & Q2

Trend by Quarter (4 years)

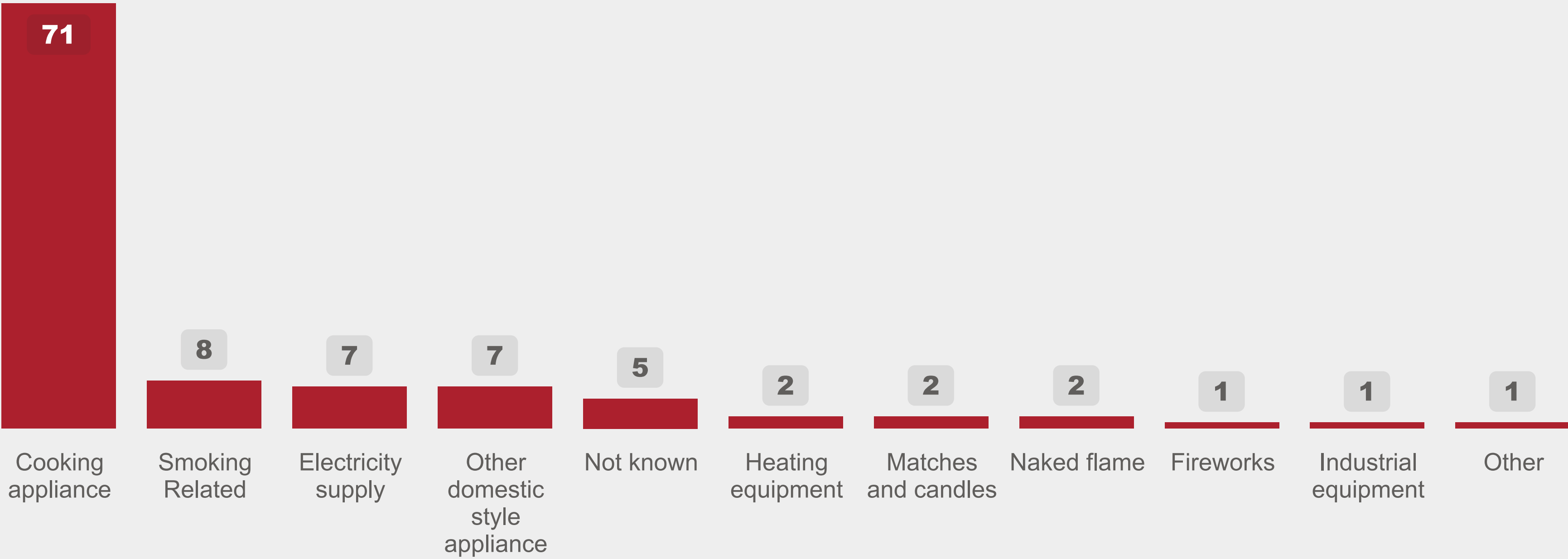


Extent of Damage	Incidents
Limited to item 1st ignited	57
Not applicable	37
Limited to room of origin	7
Limited to floor of origin (not whole building)	5
Whole building	1

Incidents by Ward



Source of Ignition (Top 10)



107

Accidental Dwelling Fires  
in this period

There were 107 Accidental Dwelling Fires (ADF) during the reporting period 1st April 2025 to 30th September 2025 which reflects a slight increase in the same reporting period from the previous 3 years which averaged 100.

The fire damage in 71 of the incidents was contained to the item that was first ignited and the main source of ignition of ADFs over the reporting period was started in the kitchen area caused either by a cooking appliance or involved cooking directly, most of which were contained resulting in minor damage.

The total number of ADF's continues to decrease in the long term, currently we are reporting the fourth lowest number of ADF's in the last four years. This is as a result of a number of community safety initiatives delivered through partnership working.

4. Accidental Dwelling Fire Casualties

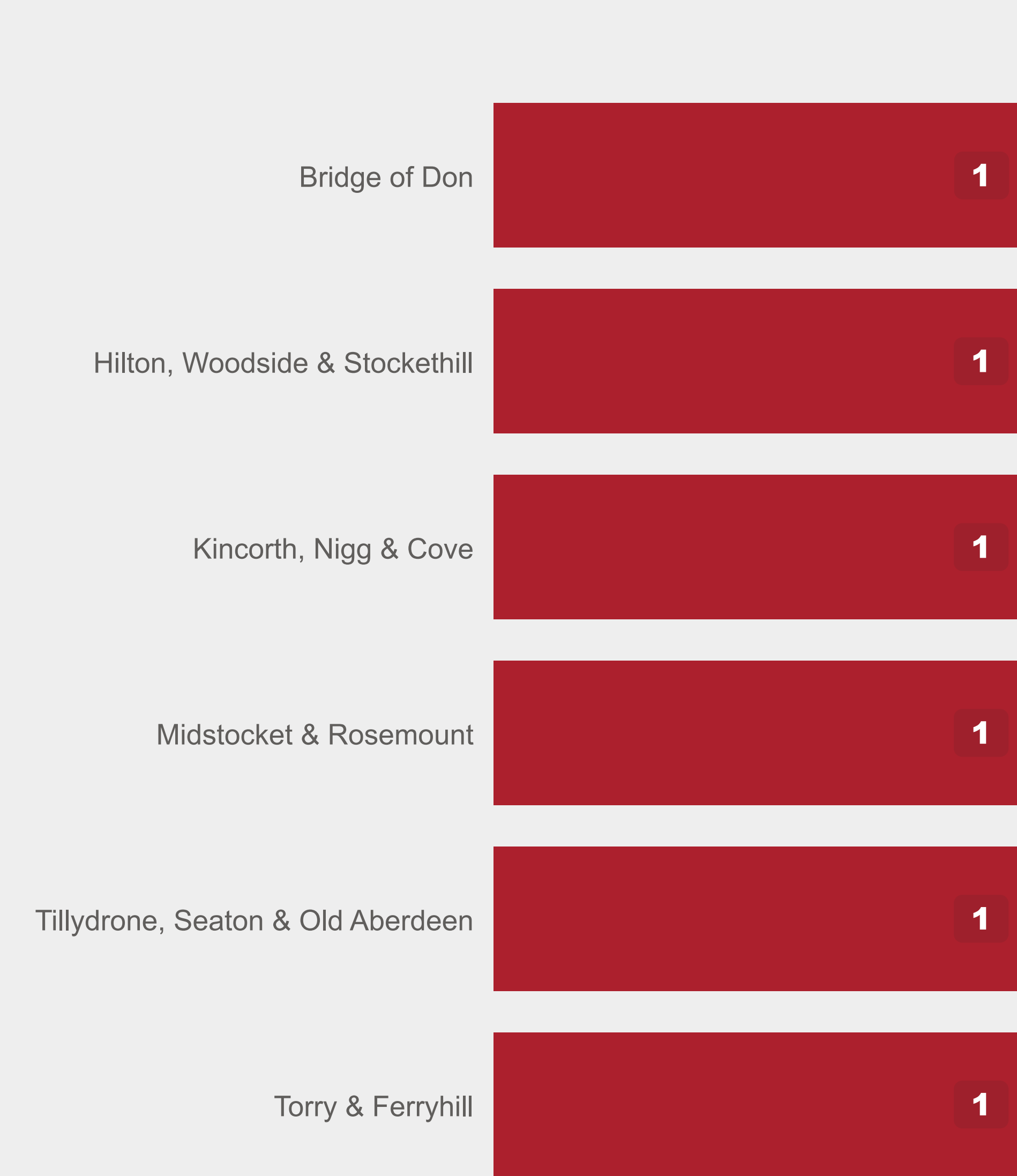
2025-26 Q1 & Q2

Trend by Quarter (4 years)



Nature of Injury/Cause of Death	Casualties
Overcome by gas, smoke or toxic fumes; asphyxiation	4
Combination of burns and overcome by gas/smoke	1
Cuts/Lacerations	1

Casualties by Ward



6

Non-Fatal Casualties

0

Fatal Casualties

10

People Rescued by Firefighters

Extent of Harm (Non-Fatal)

2

First Aid Given at Scene

3

Hospital Slight Injuries

1

Hospital Serious Injuries

It was pleasing to note that during this reporting period there were no fatalities. Post Domestic Incident Response (HFSV) were carried out at the majority of these incidents by SFRS personnel. Within Aberdeen City we continue to work with our partners to ensure that we positively contribute to reducing the risk to our communities and staff by analysis of our operational activities and targeting those most at risk and vulnerable, particularly around unintentional harm in the home with an aim to continue having Zero ADF Fatal Casualties.

SFRS are committed to delivering key safety initiatives supported by partners and these targeted initiatives will continue to develop and improve as we move forward together to ensure that we provide the most appropriate support for our communities with regard to unintentional harm.



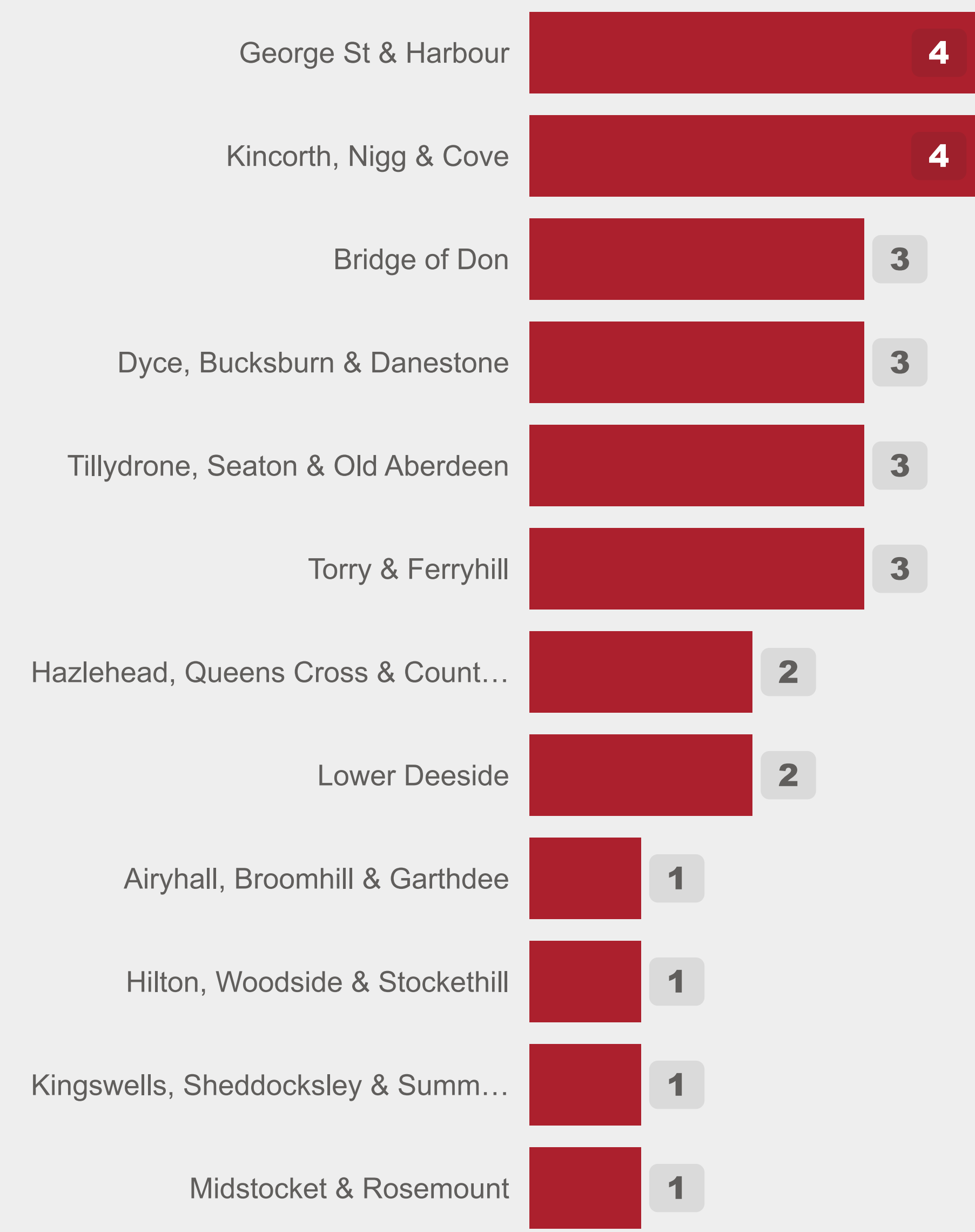
5. Non-Fire Casualties

2025-26 Q1 & Q2

Trend by Quarter (4 years)



Casualties by Ward



25  
Non-Fatal  
Casualties

3  
Fatal  
Casualties

96  
People  
Rescued by  
Firefighters

Extent of Harm  
(Non-Fatal)



2

First Aid Given  
at Scene



15

Hospital Slight  
Injuries



8

Hospital Serious  
Injuries

SFRS attends a variety of incidents that involves the treatment of casualties such as Road Traffic Collisions (RTC), Water Rescue, Rescue from Height and Medical Emergencies. We attended incidents where there were 3 fatalities over the reporting period 1st April 2025 to 30th September 2025. There is a slight decrease in the same reporting period from the previous 3 years which averaged 4.

SFRS also attended incidents where there were 25 non fatal casualties, a slight decrease in the same reporting period from the previous 3 years which averaged 29. Of the 96 persons who were assisted 2 were given first aid at the scene of the incident, 15 attended hospital with slight injuries and 8 were taken to hospital with serious injuries. There total number of people rescued by Firefighters across Aberdeen City from all incident types during the reporting period was 96.

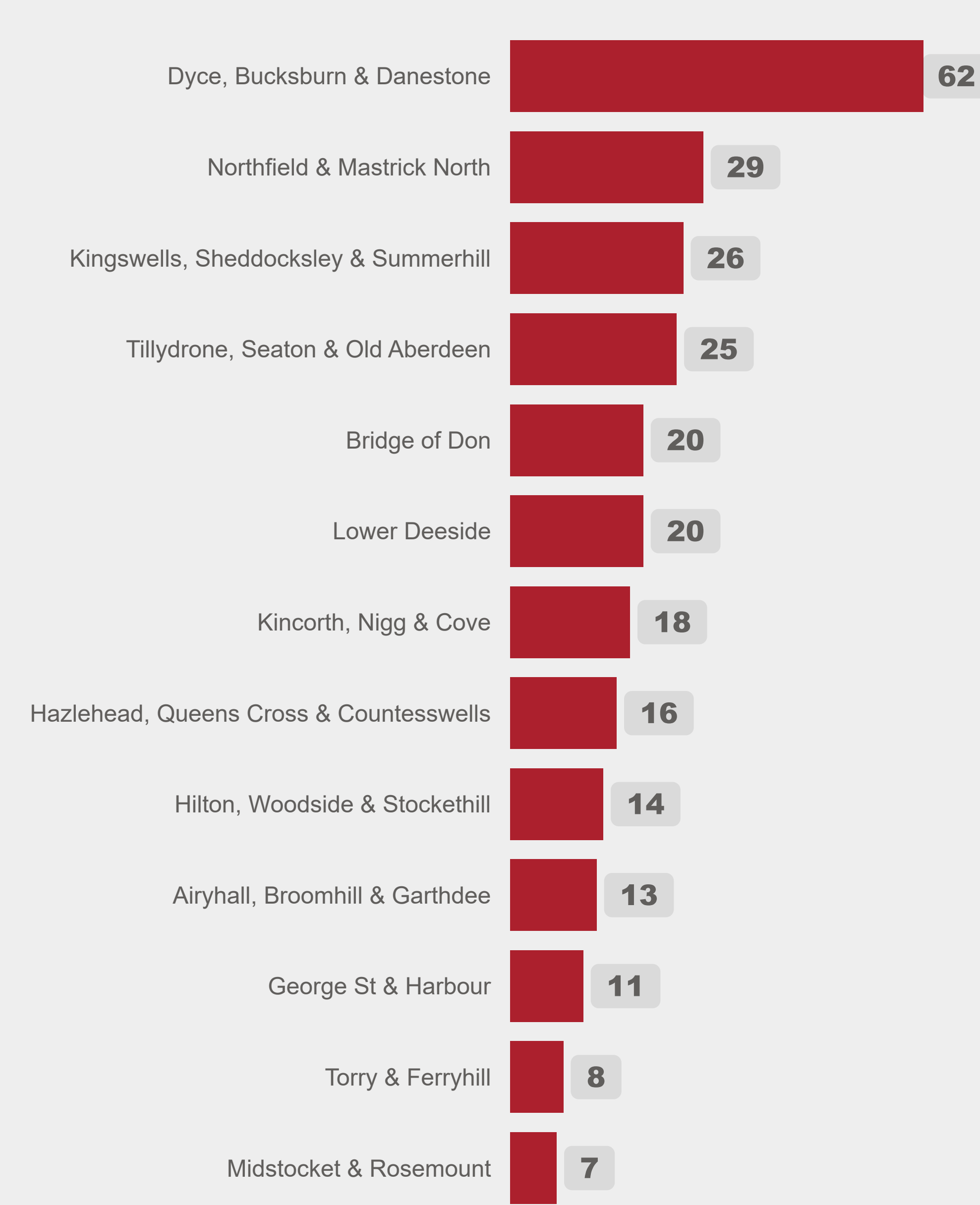


Trend by Quarter (4 years)



Property Type	Incident
Grassland, woodland and crops	149
Refuse	33
Other outdoors (including land)	21
Non Residential	18
Dwelling	17
Road Vehicle	15
Outdoor structures	10
Outdoor equipment and machinery	6

Incidents by Ward



269

Deliberate Fires  
in this period

Hour of Day



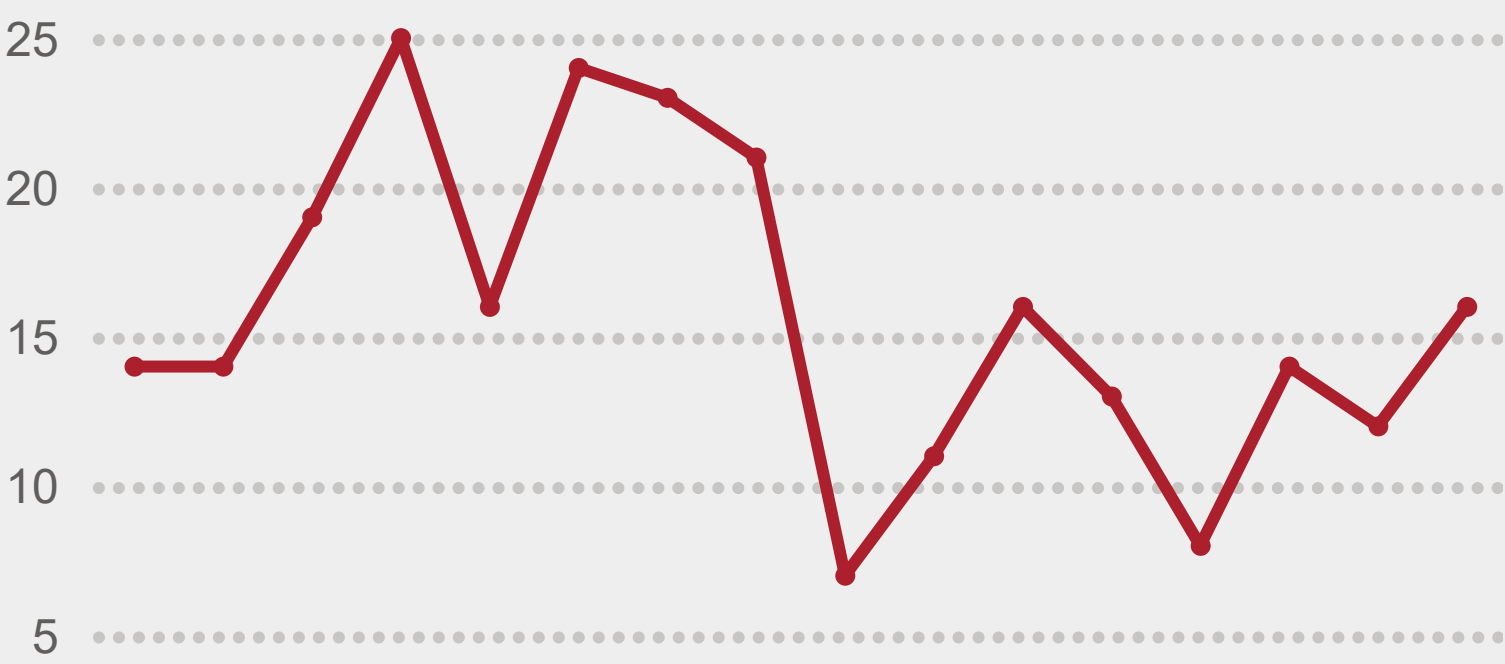
There were 269 deliberate fire incidents during the reporting period which is above the three-year average of 202 in the same reporting period. 149 of the incidents were Grassland, Wood and Crops with the the area of Dyce, Bucksburn and Danestone having 62 deliberate fire incidents.

During the reporting period we have continued to work with partners to reduce the number of all deliberate fire incidents within Aberdeen City. This proactive approach, particularly around youth engagement, endeavors to reduce the number of deliberate fires. We have worked alongside partners and local schools to reduce this unacceptable, anti-social behavior.

7. Non-Domestic Fires

2025-26 Q1 & Q2

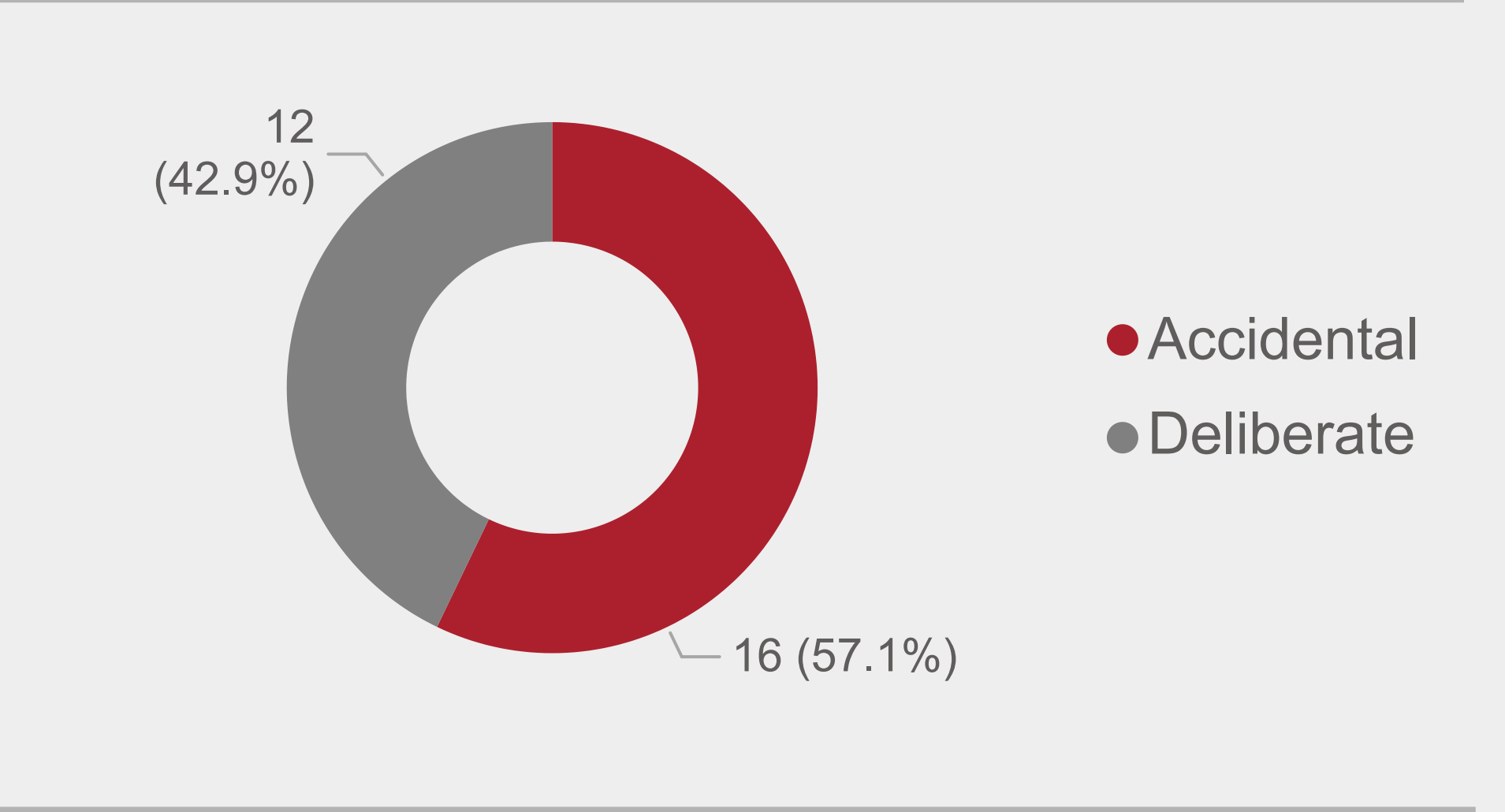
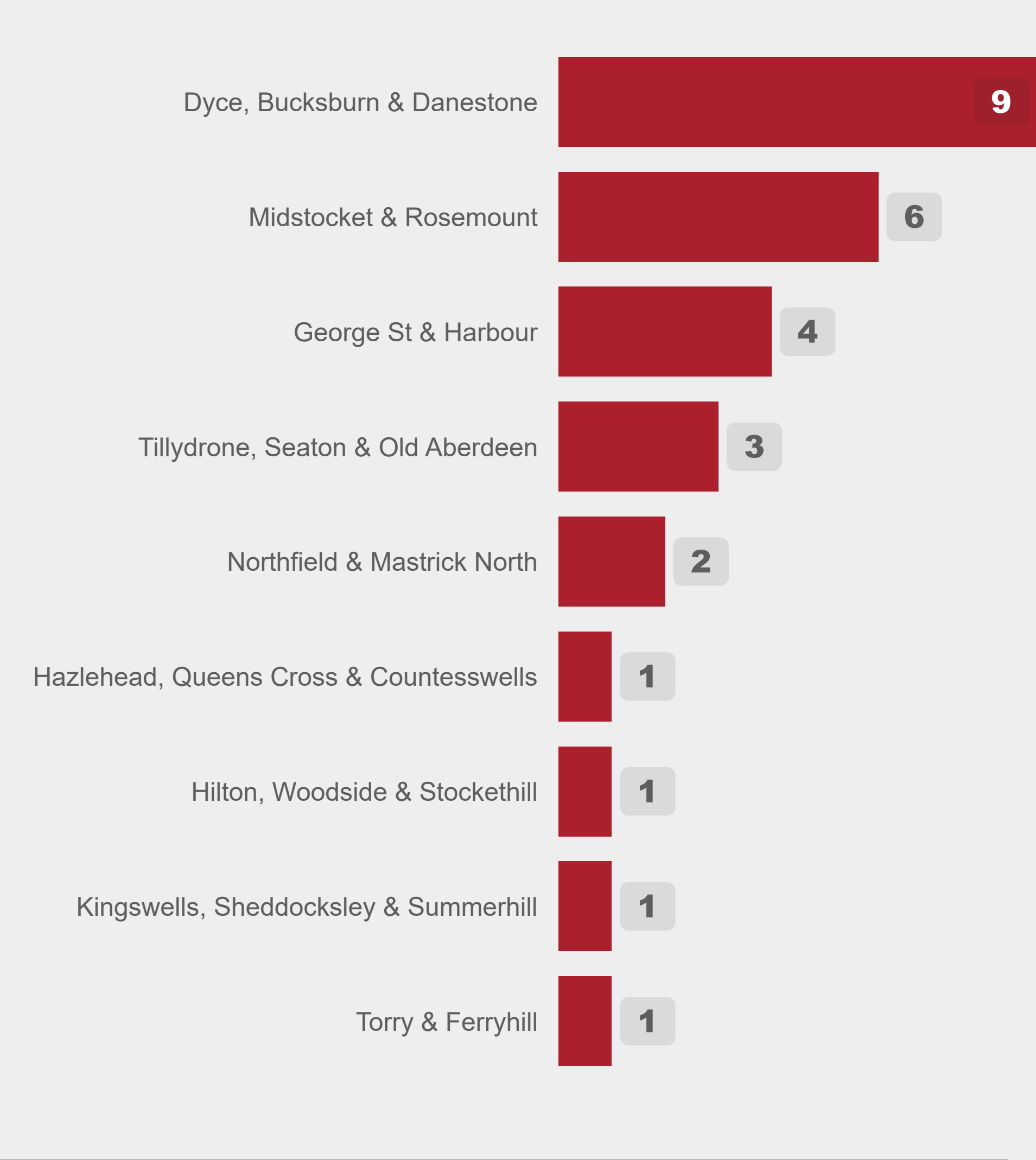
Trend by Quarter (4 years)



Top 15 Property Types

Property Type	Incidents
Food and Drink	4
Hospitals and medical care	3
Offices and call centres	3
Other buildings/use not known	3
Hotel/motel	2
Industrial Manufacturing	2
Student Hall of Residence	2
Car Parks	1
Education	1
Entertainment and culture	1
Permanent Agricultural	1
Public admin, security and safety	1
Public toilets	1
Public Utilities	1
Retail	1
Sports pavilion/shower block/changing facility	1


Incidents by Ward



28

Non-Domestic  
Fires in this  
period

Extent of Damage



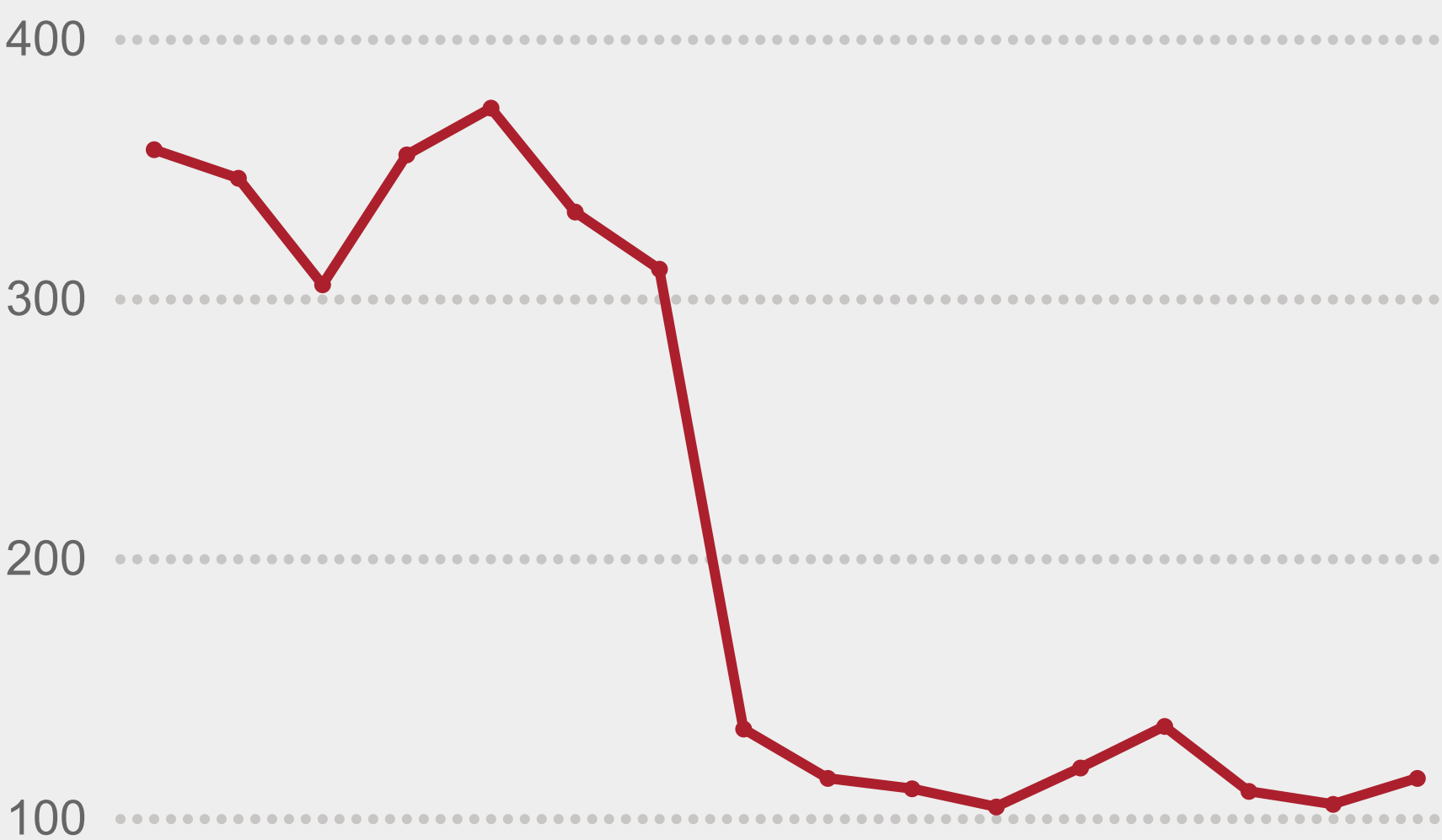
There were 28 fires in non domestic properties over the reporting period which reflects a decrease from the same reporting period over the last 3 years, averaging 39. Food and Drink facilities accounted for 4 incidents with Hospital and Medical Care facilities accounted for 3 incidents. 16 of the incidents were accidental with 12 being fires that were started deliberately.

Fire Safety Enforcement Officers (FSEO’s) will continue to provide the most appropriate level of support to local businesses to enable suitable and timely legislative fire safety guidance and enforcement to be undertaken and continue to audit relevant premises that fall within the scope of the Fire (Scotland) Act 2005 to ensure compliance with their statutory responsibilities. These officers engage with duty holders of relevant premises and provide advice and guidance on how to prevent both Accidental and Deliberate Fires in non-domestic buildings.

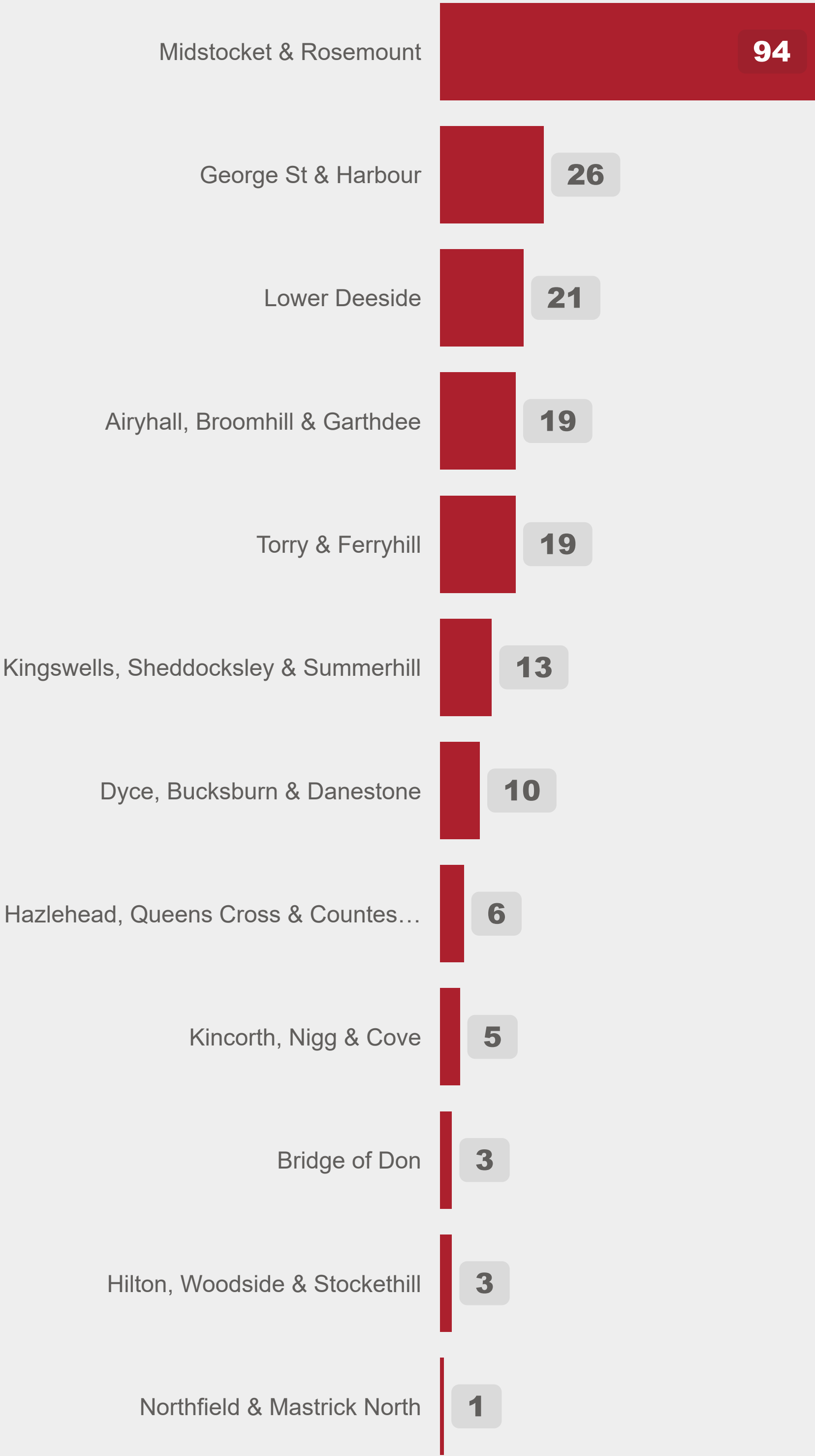
## 8. Unwanted Fire Alarm Signals

2025-26 Q1 & Q2

### Trend by Quarter (4 years)



### Incidents by Ward



### Top 15 Property Types

Property Type	Incidents
Hospitals and medical care	99
Hotel/motel	32
Student Hall of Residence	31
Sheltered Housing - not self contained	19
Residential Home	16
Boarding House/B&B other	6
Industrial Manufacturing	3
Offices and call centres	3
Other Residential Home	3
Food and Drink	2
Hostel (e.g. for homeless people)	2
Retail	2
Warehouses and bulk storage	2

220

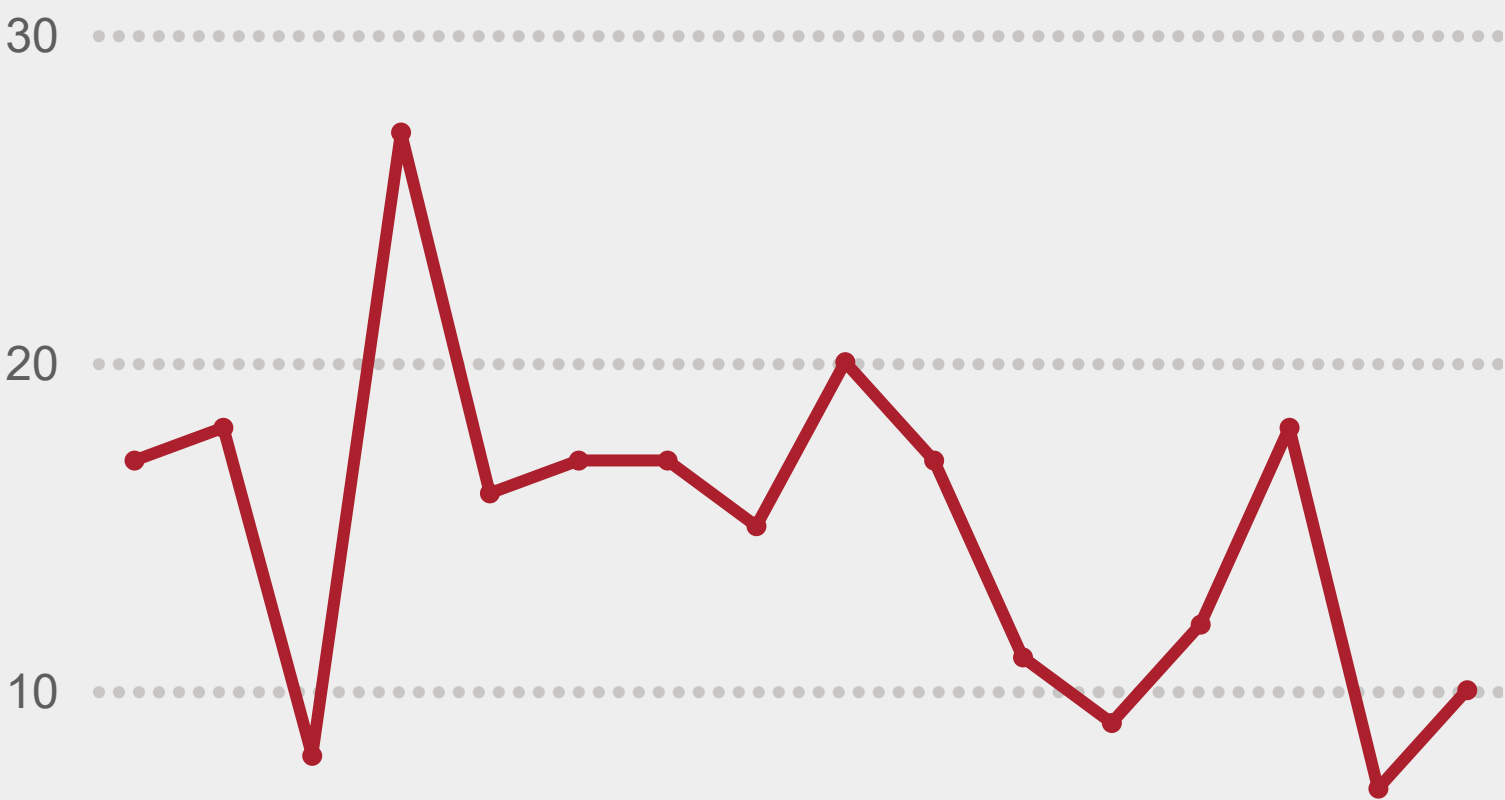
Unwanted Fire Alarm  
Signals in this period

During the reporting period the SFRS attended 220 Unwanted Fire Alarm Signals (UFAS) from a total of 783 false alarms which reflects a decrease from the same reporting period over the last 3 years, averaging 442. Hospitals and Medical Care facilities are responsible for the vast majority of UFAS incidents and operational crews continue to investigate the cause of every UFAS event to ensure the appropriate level of engagement with the duty holder when in attendance at these call-outs. Every UFAS incident SFRS attends is used as an opportunity to educate the duty holder about the impact UFAS has on their businesses, the community and the Fire and Rescue Service.

Since the introduction of the UFAS Reduction Policy there has been a marked decrease in UFAS incidents that has allowed our operational crews to dedicate additional time to ensuring operational preparedness and to conduct community safety engagement activities.



Trend by Quarter (4 years)



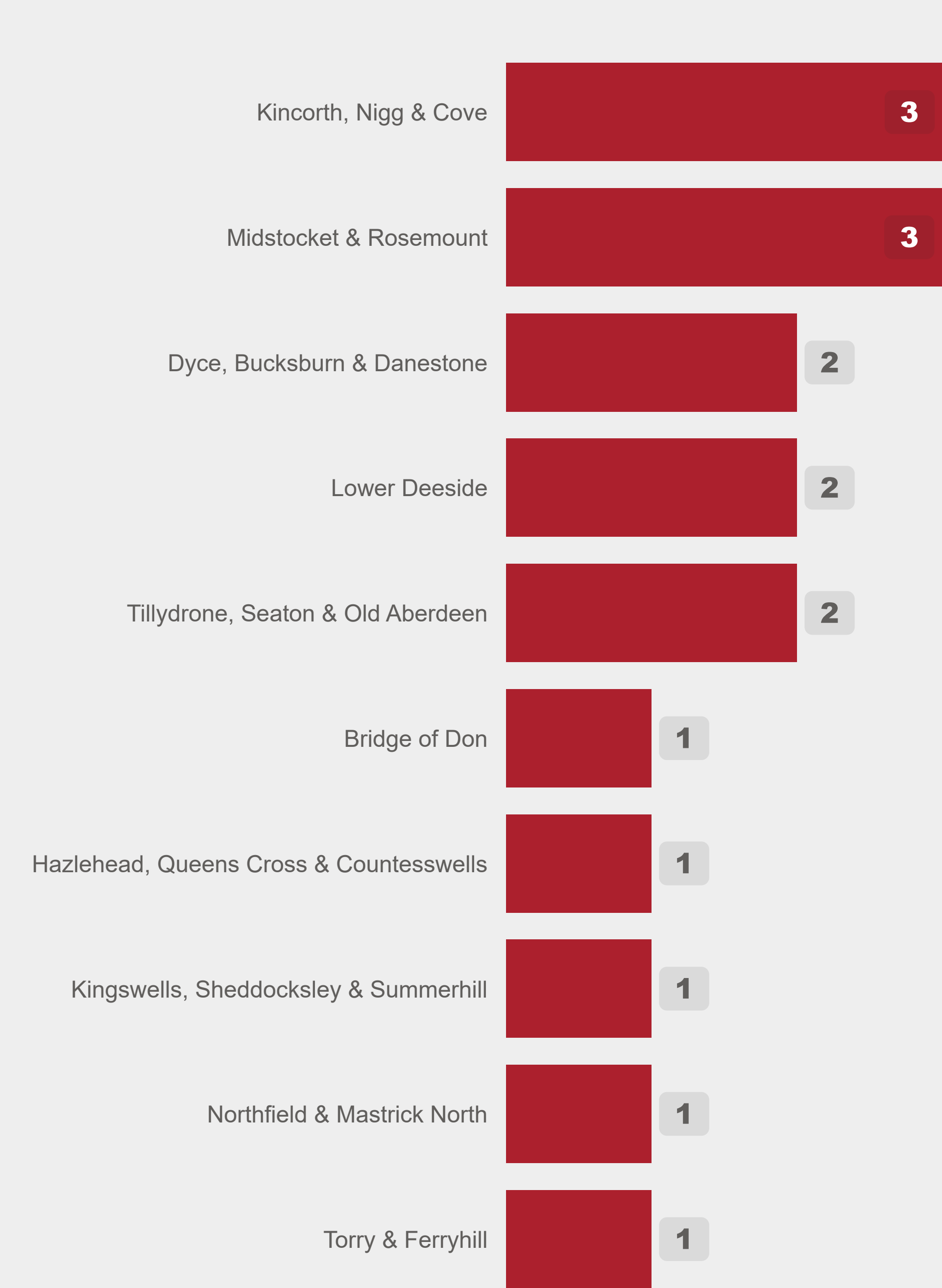
17

Road Traffic Collisions in this period

Property Type	Incidents
Bicycle	1
Car	13
Motorcycle	1
Multiple Vehicles	2

Incident Type	Incidents
Vehicle (Non-fire)	17

Incidents by Ward



8

Non-Fatal Casualties

0

Fatal Casualties

4

People Rescued by Firefighters

Extent of Harm (Non-Fatal)



1

First Aid Given at Scene



3

Hospital Slight Injuries



4

Hospital Serious Injuries

SFRS attended 17 Road Traffic Collisions (RTC) this is the third lowest total in the last five years and reflects a decrease from the same reporting period over the last 3 years, averaging 29 .

We have been actively engaging with members of the community in initiatives such as New Young Driver Intervention Scheme (targeting 17-25 year olds), FATAL 5 Road Safety Talks (targeting Commuter Drivers) and Elderly Driver talks.



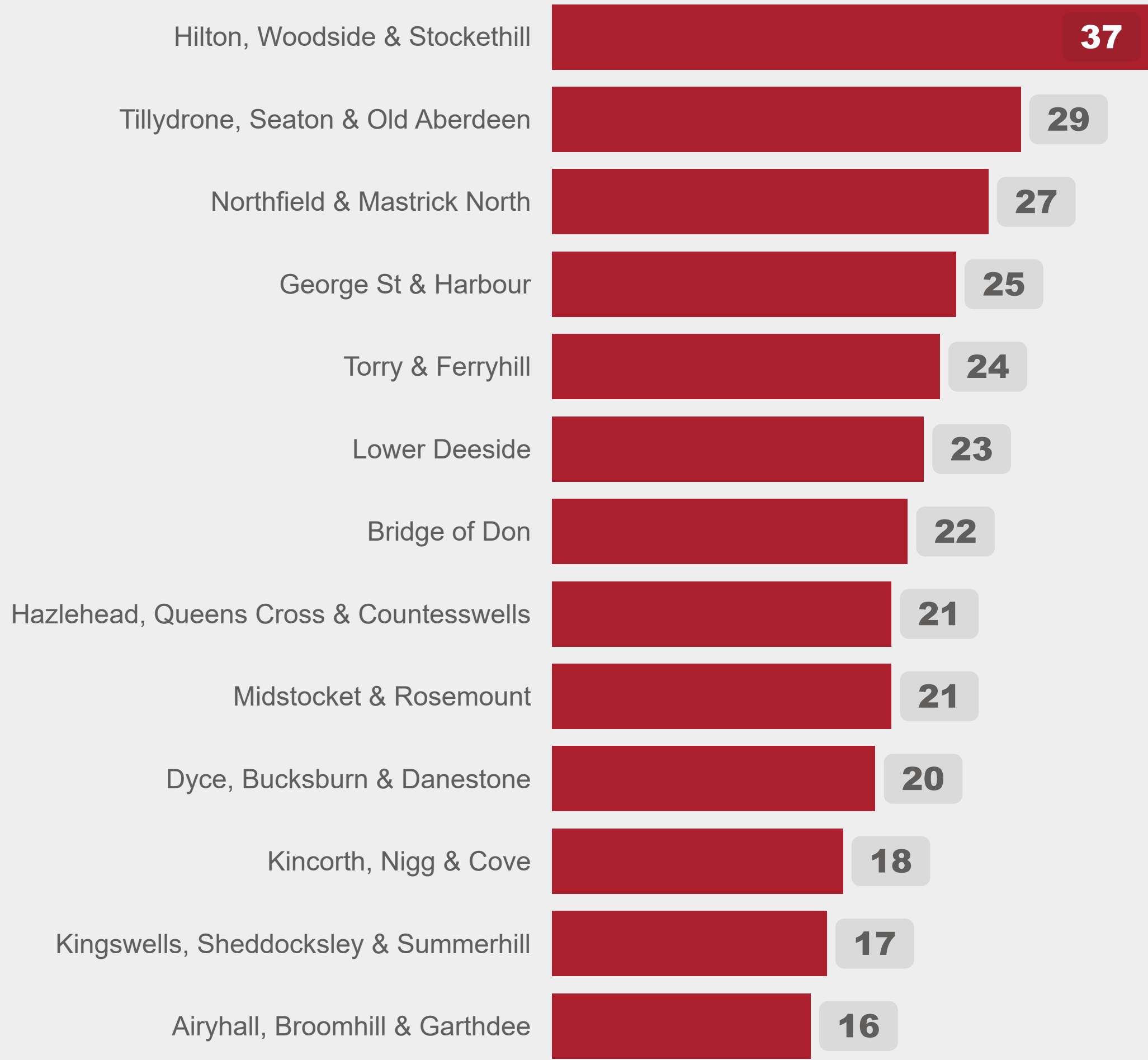
10. Home Fire Safety Visits

2025-26 Q1 & Q2

300

Home Fire  
Safety Visits

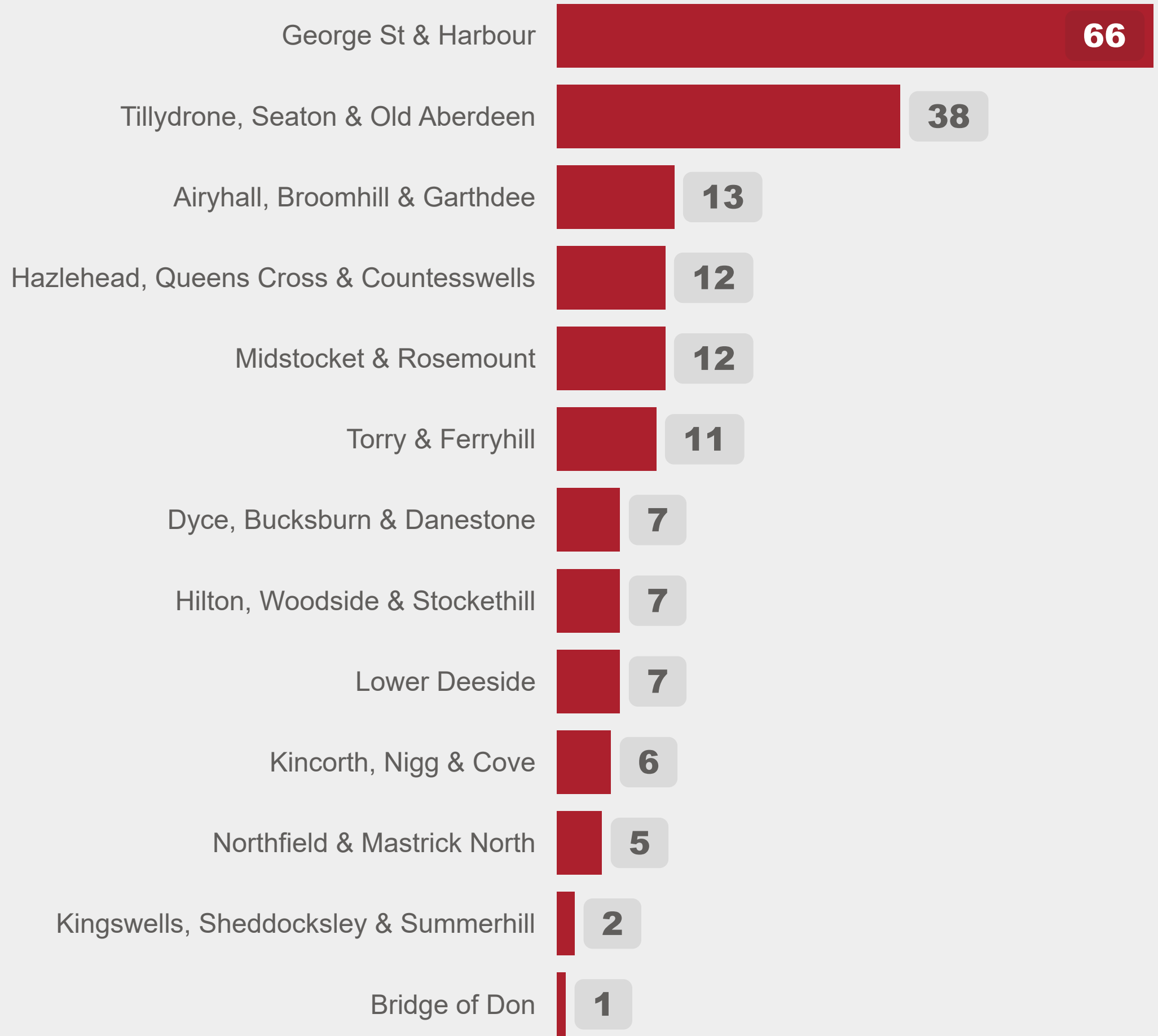
HFSVs by Ward



11. Fire Safety Enforcement

Job Type	Count
Audit	187
Specific Visit	13
Consultation	5

Audits by Ward



Home Fire Safety Visits - Prevention is at the heart of our activities and the SFRS carried out 300 Home Fire Safety Visits (HFSV) across Aberdeen City during the reporting period. Communication with Partners is essential to ensure that we tar get those most at risk from fire within our communities.

Fire Safety Enforcement - Fire Safety Enforcement Officers (FSEO) conducted 205 visits to premises across Aberdeen city for the reporting period and a great deal of fire safety enforcement activity involves the engagement with local businesses to ensure they maintain safety procedures to ensure the safety of their staff and members of the public.

Over the reporting period our Operational Staff, supported by our Community Action Team, have delivered a variety of initiatives across the city targeting the most at risk as well as educating members of the community. Working in partnership with colleagues from all sectors the SFRS continues to focus on Prevention and below are some of the initiatives that we have supported.

Partnership working is key to reducing Deliberate Fires and we continue to work with partners through the Community Planning and Community Safety Partnerships to reduce the number of Deliberate Fires in Aberdeen City.

**Youth Engagement**  
Youth engagement remains a priority in our efforts to reduce deliberate firesetting. Fire related anti-social behaviour talks have been held at the following schools;

*Dyce Academy*  
*Bucksburn Academy*  
*Harlaw Academy*  
*Hazlehead Academy*

A joint initiative meeting is scheduled to take place with SFRS and Police Scotland to focus on prevention and education in the Dyce and Bucksburn areas, following recent fire incidents at both Dyce schools and Bucksburn Manor. The meeting will aim to develop coordinated strategies, raise awareness around fire safety, and engage young people in understanding the consequences of fire-related anti social behaviour. Through collaborative efforts, the initiative seeks to reduce further incidents through targeted education and proactive intervention

**The Fire Skills Programme**  
3 courses have been delivered to students from with Cults Academy, Grammar Academy and Dyce Academy, all participating in the 5 day course at North Anderson Drive Community Fire Station. The programme has offered students hands-on experience in basic firefighting techniques, emergency response procedures, and first aid. Beyond the practical skills, the programme placed strong emphasis on developing key life competencies such as teamwork, effective communication, and problem-solving skills that are invaluable as students transition into adulthood. The initiative received overwhelmingly positive feedback from students, parents, and education staff, highlighting its impact and value. As a result, SFRS is committed to continuing and further developing this successful programme.

**Road Safety**  
Initiatives include The New Driver Intervention or New Driver Early Intervention Scheme (NDEIS) is a road safety initiative in Scotland aimed at reducing accidents among young and newly qualified drivers, typically aged 17 to 25 and was held at North Anderson Community Fire Station. The purpose of the course was to raise awareness of the risks associated with driving, especially for new drivers. To educate young drivers on safe driving practices, vehicle maintenance, and current legislation. To reduce road casualties in the high-risk age group.

Another road safety initiative was delivered in partnership with Police Scotland and targeted Deliveroo drivers/riders, focusing on the safe use of electric bikes and scooters. The session provided essential road safety and legal guidance, helping riders understand their responsibilities and the regulations surrounding electric vehicles. Additionally, the initiative included battery charging safety advice, highlighting best practices to prevent fire risks and ensure safe operation of lithium-ion batteries commonly used in e-bikes and scooters. This collaborative effort aimed to enhance safety awareness among delivery drivers/riders who are frequently on the road.

**Asylum Hotel Engagement**  
Our community engagement continues to expand, and we look at all opportunities to deliver key safety messages throughout our communities. We are actively engaged with 4 Asylum Hotels during the reporting period to deliver fire safety message's to residents across all nationalities.

**Vaccination Clinics**  
Also through partnership with NHS Grampian we have attended vaccination clinics at the Health and Wellbeing Clinic at the Bon Accord Centre. We have used this opportunity to deliver key safety advise and offer Home Fire Safety Visits.

**Other**  
SFRS Community Action Team took the opportunity to get involved with Developing the Young Workforce (DYW) North East and NESCOL and took part in four Career Fairs throughout the Aberdeen City within the reporting period. A variety of careers within SFRS were showcased including Operational Firefighting, Mechanics, ICT, Human Resources, Operational Control and Business Support Admin etc.

Future Engagement Initiatives - Aberdeen City is now one of three local authorities in Scotland participating in the Marmot collaboration. One to watch is our Breakfast Clubs being run at North Anderson Drive Community Fire Station on 15th, 16th, 22nd, 23rd, and 24th October 2025, with partners supporting the event and the food being supplied by Tesco free of charge.



## 13. Glossary of Terms

### Term - What it means

#### **ADF**

Accidental Dwelling Fire.

#### **HFSV**

Home Fire Safety Visit.

#### **PDIR**

Post Domestic Incident Response, a term used to indicate actions taken following attendance at a fire or other incident in the home. PDIRs include amongst things the offer of a free follow up home fire safety visit.

#### **RTC**

Road Traffic Collision.

#### **Special Service**

Calls to incidents which are not fires or false alarms such as RTCs, rescues, flooding, incidents involving hazardous materials or the provision of assistance to other agencies.

#### **UFAS**

Unwanted Fire Alarm Signals. When an automatic fire detection and alarm system is activated as a result of anything other than an actual fire the activation is classed as a false alarm. If an attendance is made to such an event by the Scottish Fire and Rescue Service, then the event is recorded as an UFAS incident.

#### UFAS Policy Change

*In response to COVID, on the 6th May 2020, the SFRS decided to send 1 pump to UFAS premises that did not have their own Predetermined attendance (PDA).*

*As of 1st July 2023, the COVID interim 1 pump response was ended and a new UFAS policy was implemented.*

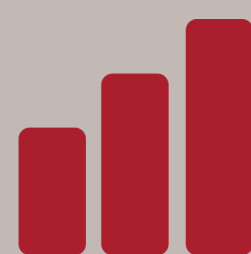
*The new policy is to call challenge all UFAS incidents with the intention of non-attendance. Hospitals, care homes, and sleeping risk premises are all exempt and receive either 2 pumps or their premise specific PDA.*



# SCOTTISH

## FIRE AND RESCUE SERVICE

Working together for a safer Scotland



BUSINESS  
**INTELLIGENCE**

Design, figures and charts by the Business Intelligence team.